



COMPOSITE BALUSTRADE

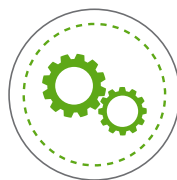
Blend Composite's increasingly popular wood plastic composite balustrade is a customised compliment to modern decking and it offers a no-hassle, stylish alternative to timber. Composite balustrade has many features that make it perfect to use for all types of outdoor projects. It is a splinter-free, durable and low maintenance product that is very easy to install. Blend Composite's composite balustrade is a safe option to use, it has the natural look and feel of timber, but will not fade or warp, so it will look as good as new for years to come.



ANTI ROT



ECO FRIENDLY



LOW MAINTENANCE



EASY INSTALLATION



UV STABLE



EASY CLEAN

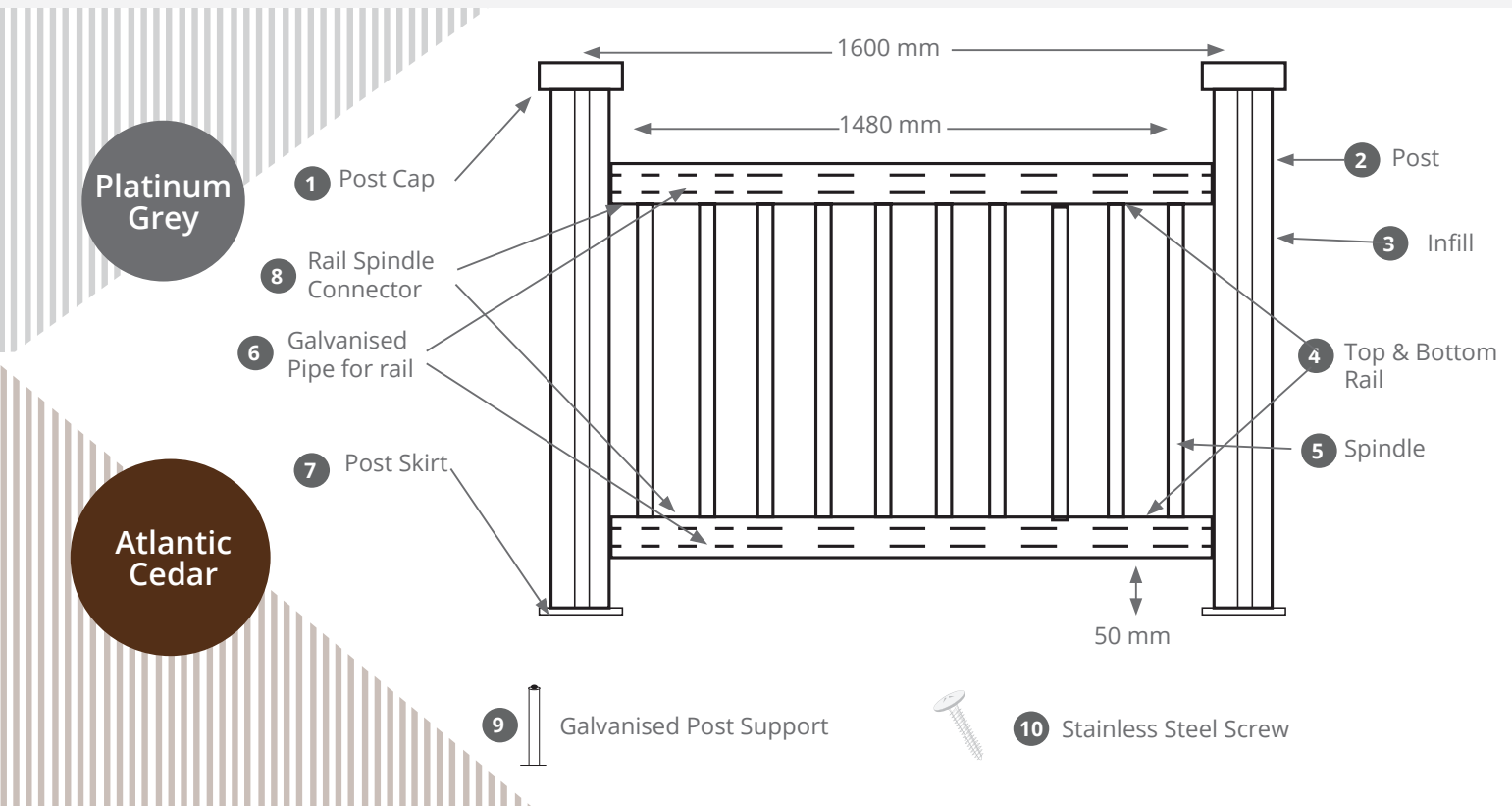


LONG LASTING



LOW LIFE CYCLE COST

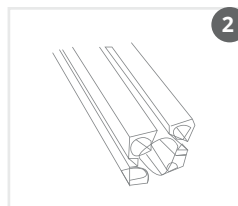
Functional yet beautiful Blend Composite's composite balustrade certainly makes an impression. Making sure a business or public space is attractive and accessible can be a daunting task. Blend Composite's aim is complete customer satisfaction and peace of mind, to that end, we use our expertise to ensure that the client gets the exact balustrade they had envisioned



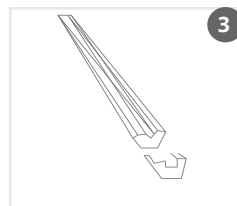
BALUSTRADE COMPONENTS



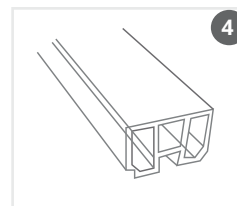
120 X 120mm
Post Cap



120 X 120mm
Post



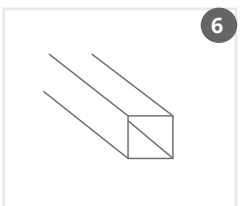
31 X 21mm
Post Infill



100 x 66 x 1480mm
Top+Bottom Rail



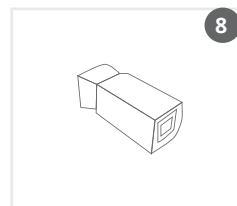
60 x 44mm
Spindle



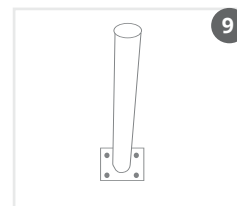
35 x 35 x 1320mm
Top+Bottom Rail
Steel insert



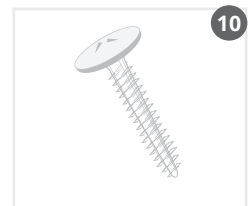
120mm x 120mm
Post Skirt



80 x 30mm
Skirt Rail Spindle
Connector



58 x 58 x 500mm
Galvanised Post
Support



4 x 35mm Stainless
Steel Screw